

How to submit an abstract on IPRC2018 System ([Conference Management Toolkit 2018](#))

Click on Button of the official IPRC Site to open log in page of the CMT (see Figure 01)



Figure 1

Paper submissions and reviews are made through Microsoft Conference Management Toolkit (CMT) website. To submit your paper for the conference, it is necessary to register on the website <https://cmt3.research.microsoft.com/IPRC2018> (Figure 2). If you need instructions for using the website, you can find the paper submission process described below

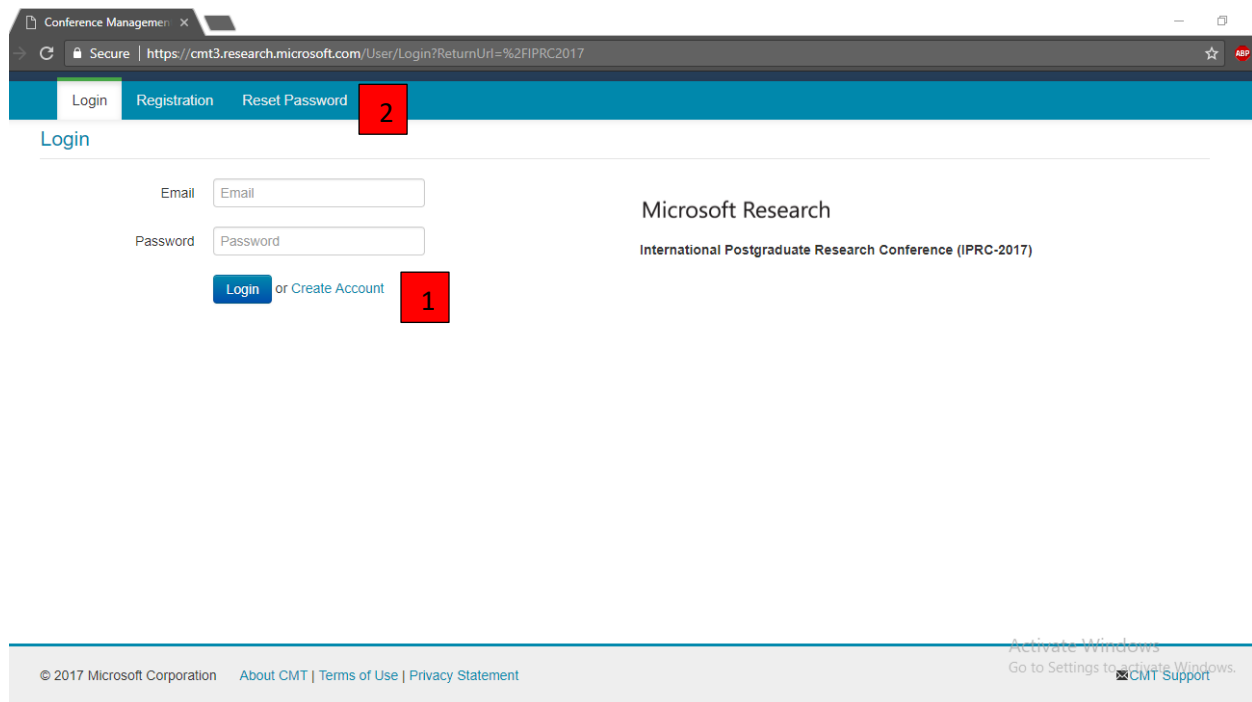


Figure 2

If you do not have a Microsoft CMT account, click on the link **Create account** (red marker 1).

In case there is already an account created with your email address, click on **Reset password** (red marker 2) and enter your email address in the specified field, and the system will send you a new password.

Create CMT Account

[Login](#) [Registration](#) [Reset Password](#)

Create New Account

Login information

* Email This email will be used to login into CMT

* Password

* Confirm Password

Personal Information

* First Name

Middle Initial

* Last Name

Nickname

* Organization Name


* Country/Region

Phone Number

Alternate Email

Verification

Enter the characters you see
[New](#) | [Audio](#)



I agree to the Microsoft CMT's [Author's Statement](#), [Terms Of Use](#) and [Privacy Statement](#)

[No, thanks](#)

© 2017 Microsoft Corporation [About CMT](#) | [Terms of Use](#) | [Privacy Statement](#) [CMT Support](#)

Figure 3

Fill out the form and click on the button **Register**. Pay close attention that you have typed your email address correctly, because all announcements concerning your paper status will be sent to it.

After successful registration, click on **All Conferences** on the page as depicted in Figure 4 (red marker 1) and start typing the conference title in the search field: iprc... (red marker 2). Click on the complete title of the conference that appears in the table below (red marker 3).

The screenshot shows a web interface for 'Conferences' with a user profile 'Sewwandi Hettiarachchi'. Under the 'Conference List' section, there are two tabs: 'My Conferences (2)' and 'All Conferences', with the latter selected. A search bar contains the text 'iprc'. Below the search bar is a table with the following data:

Name	Start Date	Location	External URL
International Postgraduate Research Conference (IPRC 2018)	12/5/2018	Colombo, Sri Lanka	http://igs.kin.ac.lk/
International Postgraduate Research Conference (IPRC-2017)	9/3/2017	Colombo, Sri Lanka	http://igs.kin.ac.lk/

At the bottom of the page, there is a footer with copyright information: '© 2018 Microsoft Corporation About CMT | Terms of Use | Privacy & Cookies | Request CMT Site' and a 'CMT Support' link.

Figure 4

Click on the button **+Create New Submission** on the new page as depicted in Figure 5 and select your area of paper submission as depicted in Figure 6

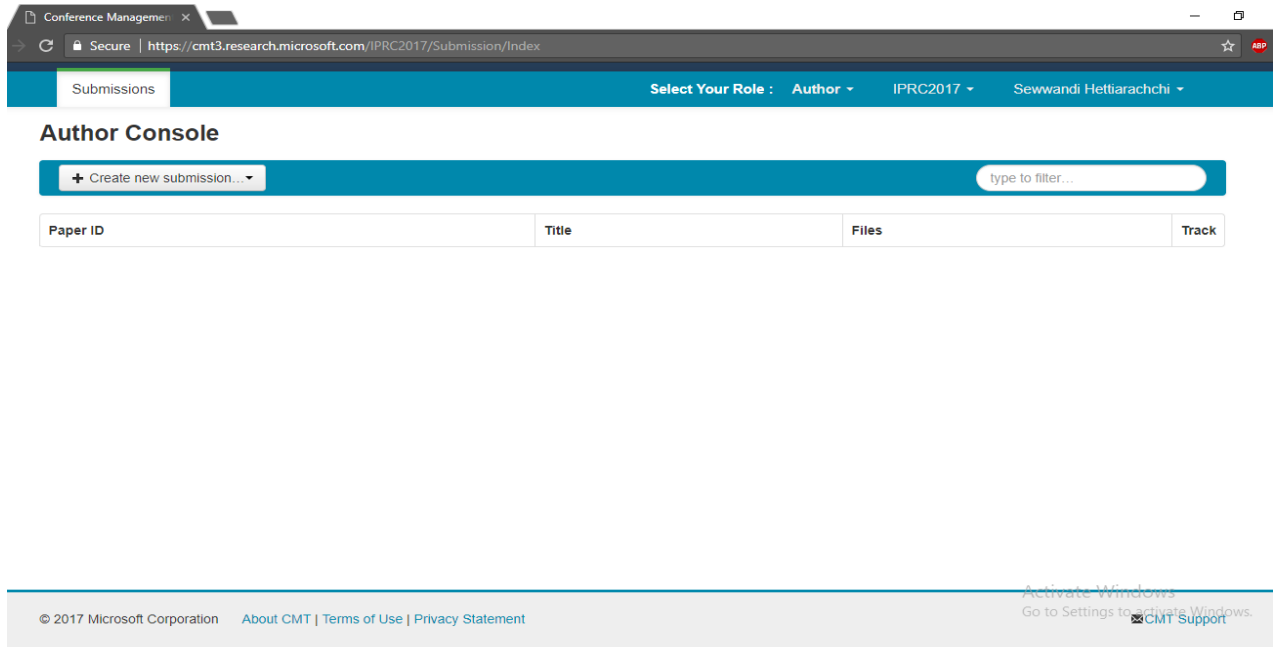


Figure 5

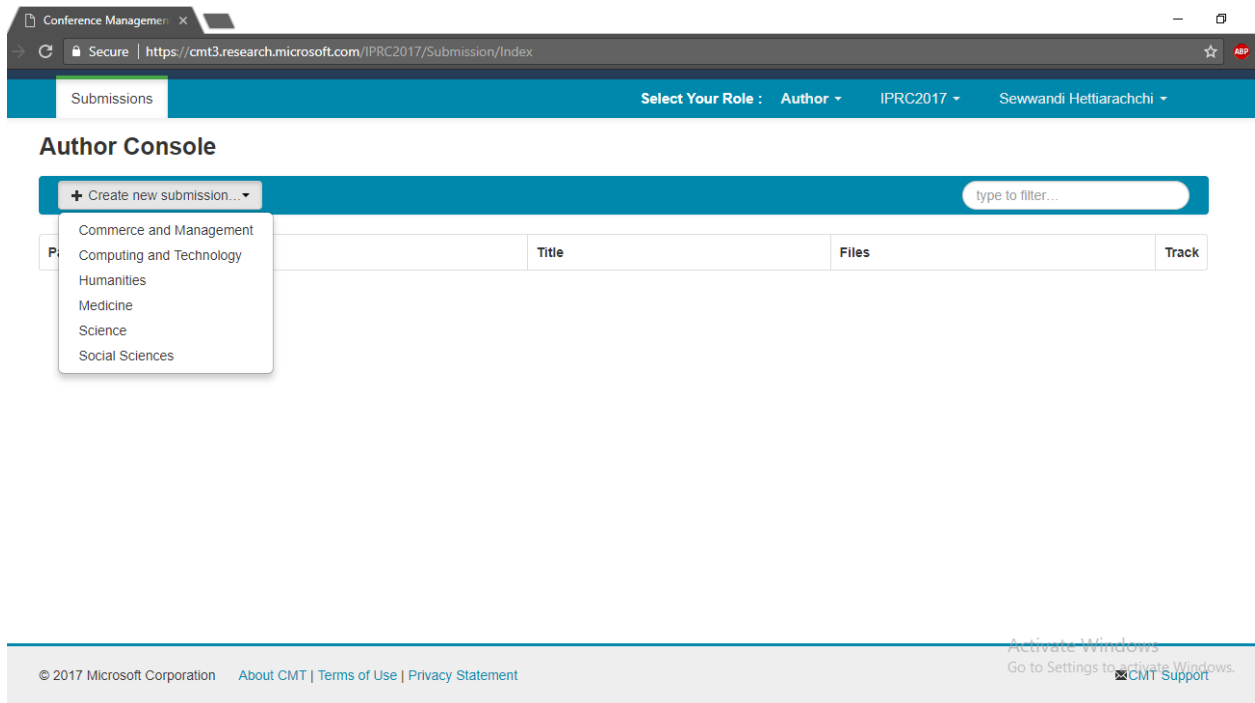


Figure 6

Fill out the paper title in the **Title** field (red marker 1) on the page as depicted in Figure 7. In the **Abstract** field, type your paper abstract in no more than 3000 characters (word count should not exceed 350) (red marker 2). If you have a coauthor on your paper, fill out his/her email address and click on the button **+Add** (red marker 3). Upload e-version (.docx, .doc, .pdf) of your abstract using **Upload from Computer** (red marker 4). Finally, click on the button **Submit**.

The screenshot shows the 'Create New Submission' page. At the top, there is a navigation bar with 'Submissions' on the left and 'Select Your Role: Author', 'IPRC2017', and 'Sewwandi Hettiarachchi' on the right. The main heading is 'Create New Submission'. Below it, the track is 'Computing and Technology'. The form is divided into three main sections: 'TITLE AND ABSTRACT', 'AUTHORS', and 'FILES'. In the 'TITLE AND ABSTRACT' section, there is a text input field for the title (marked 1) and a larger text area for the abstract (marked 2) with a '3000 characters left' indicator. The 'AUTHORS' section includes a table with columns for 'Primary Contact', 'Email', 'First Name', 'Last Name', 'Organization', and 'Country'. One author is listed with email 'sewwandih@kin.ac.lk'. Below the table is an '+ Add' button (marked 3) for adding more authors. The 'FILES' section has a dashed box for file uploads with the text 'Drop files here -or- Upload from Computer' (marked 4). At the bottom of the form are 'Submit' and 'Cancel' buttons. The footer contains copyright information and a link to 'CMT Support'.

Submissions Select Your Role: Author | IPRC2017 | Sewwandi Hettiarachchi

Create New Submission

Track: Computing and Technology

TITLE AND ABSTRACT

* Title **1**

* Abstract **2**
3000 characters left

AUTHORS
You may optionally add your collaborators

Primary Contact	Email	First Name	Last Name	Organization	Country
	sewwandih@kin.ac.lk	Sewwandi	Hettiarachchi	Faculty of Graduate Studies University of Kelaniya	

Email **+ Add** **3**
Enter email to add new author.

FILES
You can upload from 1 to 3 files. Maximum file size is 3 Mb. We accept doc, pdf formats

Drop files here
-or-
 Upload from Computer **4**

Submit **Cancel**

© 2017 Microsoft Corporation [About CMT](#) | [Terms of Use](#) | [Privacy Statement](#) CMT Support

Figure 7