



25th INTERNATIONAL POSTGRADUATE RESEARCH CONFERENCE (IPRC) 2025

User guide for Conference Management Toolkit (CMT) - 2025

Step 1

Click on the '**Abstract Submission**' button to open the Abstract Submission Guidelines page of the IPRC website (see Figure 1A) **[1A]**.



Figure 1A **1A**

You can also log in to the abstract submission system by clicking the following link **(1B)**.

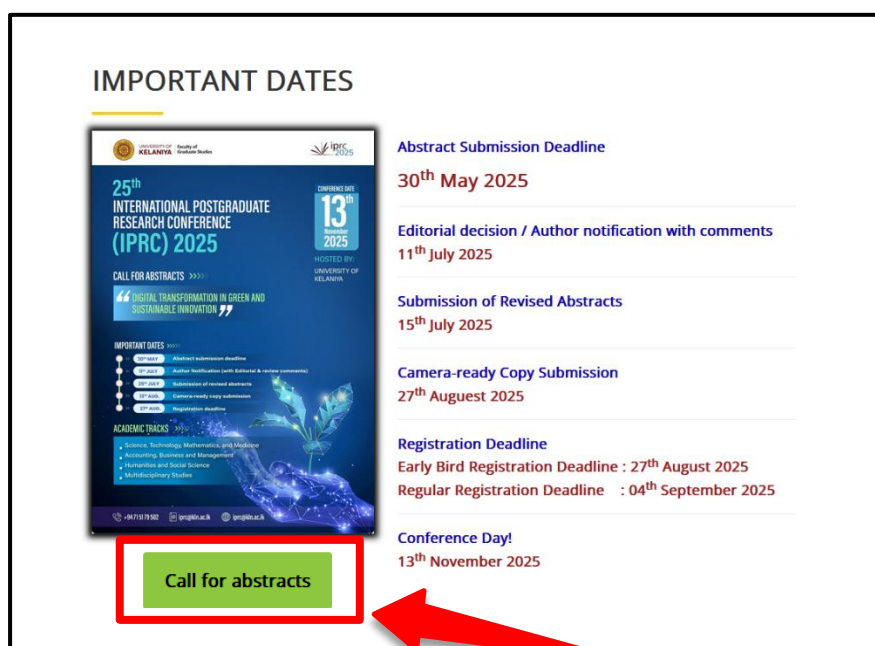


Figure 1B

1B



Step 2

Then you will be directed to the page that displays '**Abstract Submission Guidelines**' (Figure 2). Authors should follow the Abstract submission guidelines (2) (pdf on right side) and use the provided downloadable MS Word template to prepare the abstract in both Sinhala and English (3).

The screenshot shows the 'Abstracts Submission' page for IPRC 2025. The page has a dark blue header with navigation links: Home, About Us, Speakers, Guidelines, News and Updates, Resources, and Contact Us. A large red arrow points to the 'CMT Login' link in the top right corner. Below the header, the main title 'Abstracts Submission' is displayed. Underneath, there is a section for 'AUTHOR GUIDELINES' with a sub-section 'Submission Information'. A red arrow points to a button labeled 'Download Guidelines for Abstract Preparation'. Another red arrow points to a dashed box containing the text 'Click here link to log into CMT'. A third red arrow points to a section titled 'Abstracts Submission' which contains instructions for authors. A fourth red arrow points to a section containing links to download templates and forms: 'Click for Abstract Template - English', 'Click for Abstract Template - Sinhala', 'Title Page - English', 'Title Page - Sinhala', 'Cover letter', and 'Author Declaration Form'. A 'screenrec' watermark is visible on the right side of the page.

CMT Registration and Login Process

Step 3

Click on '**Microsoft's Conference Management Toolkit (CMT)**' login button to open the login page of the CMT [4]. (See Figure 3)

The screenshot shows the Microsoft CMT login page. It features a large blue button labeled 'Microsoft CMT' which is highlighted by a red box and a red arrow. Below the button, there are three links with PDF icons: 'CMT Guidelines for Initial Submission', 'CMT Guidelines for Camera Ready Copy', and 'CMT Guidelines for Revised Abstract Submission'. The page also includes a header with the text 'Where and how to submit abstracts for IPRC 2025' and a paragraph explaining the submission process.

Figure 3

Abstract submissions and reviews are made through CMT website. In order to submit your abstract for the conference, it is mandatory to register in CMT using the website link:

<https://cmt3.research.microsoft.com/User/Login?ReturnUrl=%2FIPRC2025%2FUser%2FIndex>

(Figure 4).

Microsoft CMT

Email

Email

Password

Password

Log In

Forgot your password?

New to CMT? Register

iprc 2025

25th International Postgraduate Research Conference (IPRC) 2025

Figure 4

Image Courtesy: Microsoft CMT

If you already have an account, please log into CMT using your login credentials (5). If not, please create a new one by clicking on the '**Register**' link (6).

- 1) If you already have a CMT account, you can log in with your username and password (5).
- 2) If you do not have a Microsoft CMT account, click on the link '**New to CMT? Register**' (6).
- 3) If you have forgotten your password, click on '**Forgot your password?**' (7) and enter your email address in the specified field, and the system will send you a new password.

Create New CMT Account

[Login](#) [Registration](#) [Reset Password](#)

Create New Account

Login information

* Email

Email

This email will be used to login into CMT

* Password

Password

* Confirm Password

Confirm Password

Personal Information

* First Name

First Name

Middle Initial

Initial

* Last Name

Last Name

Nickname

Nickname

* Organization Name

Organization Name

* Country/Region

Select...

▼

Google Scholar Id

Google Scholar Id

Semantic Scholar Id

Semantic Scholar Id

DBLP Id

DBLP Id

Figure 5

Image Courtesy: Microsoft CMT

Fill out 'Create New Account' Page. Fields with an asterisk (*) are required. (Note: the Google Scholar ID, Semantic Scholar ID and DBPL IDs are not required, chairs may have one or more accounts.)

External Profile Information

Google Scholar Id

Google Scholar Id

Semantic Scholar Id

Semantic Scholar Id

DBLP Id

DBLP Id

ORCID Id

ORCID Id


OpenReview Id

OpenReview Id

Verification

Enter the characters you see

[New](#) | [Audio](#)



☐ I agree to the Microsoft CMT's [Author's Statement](#), [Terms Of Use](#) and [Privacy & Cookies](#)

8

Register

No, thanks

Figure 6
Image Courtesy: Microsoft CMT

Enter the captcha characters, check the '**Agree to Terms of Use**' checkbox and please fill out the form and click on '**Register**' [8]. Please type the email address correctly as all the announcements regarding your abstract status will be sent to the email submitted by you.

WELCOME TO CMT PAGE

The **'Welcome to CMT'** page appears notifying you that an email was sent to you with a verification (activation) link.

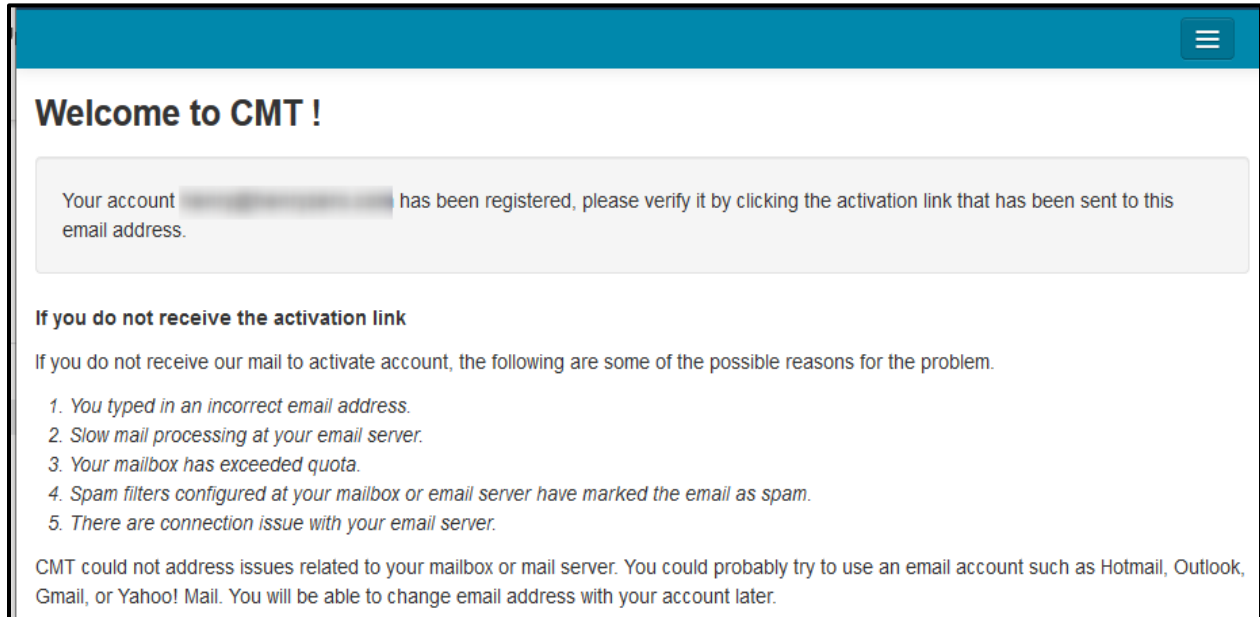


Figure 7
Image Courtesy: Microsoft CMT

VERIFICATION EMAIL

IMPORTANT

1. If no verification email is received, please check the spam/junk folder. There are some universities/workplaces which have strict firewalls and CMT emails do not get through. We suggest contacting the IT dept and asking them to whitelist '@msr-cmt.org'.
2. **Most importantly - make sure your browser is up-to-date.** Typing '[edge://settings/help](#)' into Microsoft Edge will let you know if your browser is current, and it will automatically update if it is not.
3. For web-based emails like **GMAIL**, please clear the cache.
4. Make sure the email used for your account was **not misspelled** in any way.
5. If there is still no verification email with the link, contact [CMT Support](#) directly.

The email will look like this:

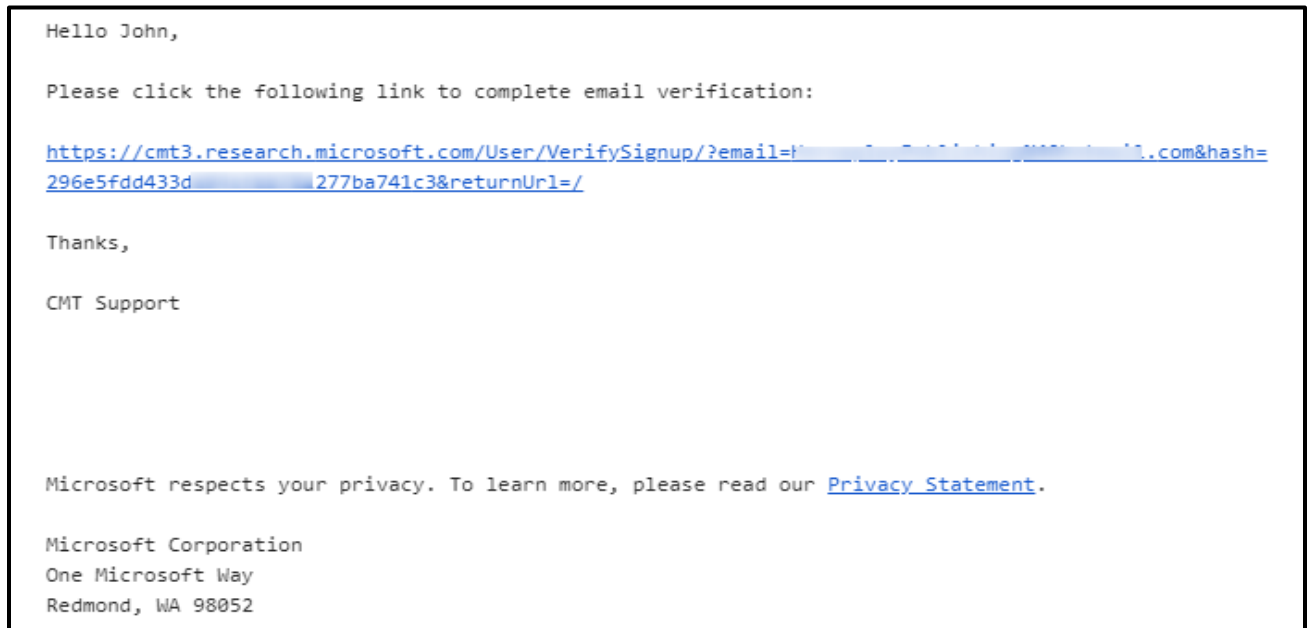


Figure 8
Image Courtesy: Microsoft CMT

Once you click on the link in the email, you will see the Account Verification page. You can then use the '**click here**' link to log into CMT.

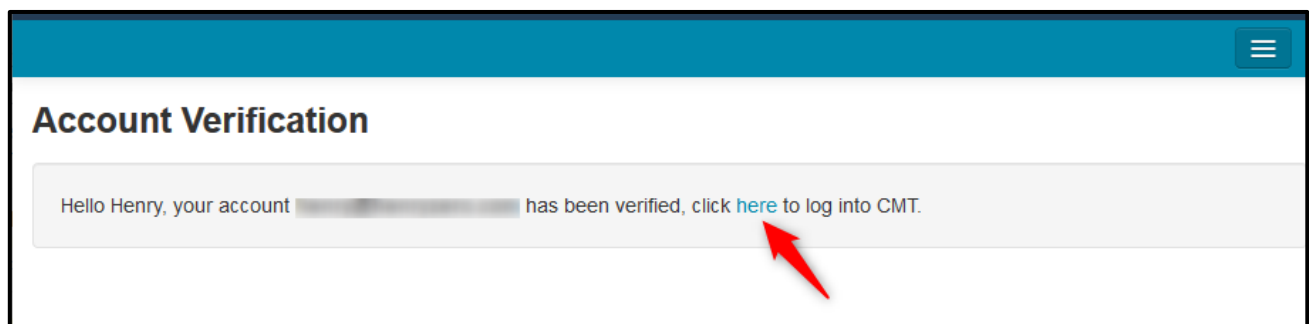


Figure 9
Image Courtesy: Microsoft CMT

After that new user can enter your email and password, then click '**Log In**'

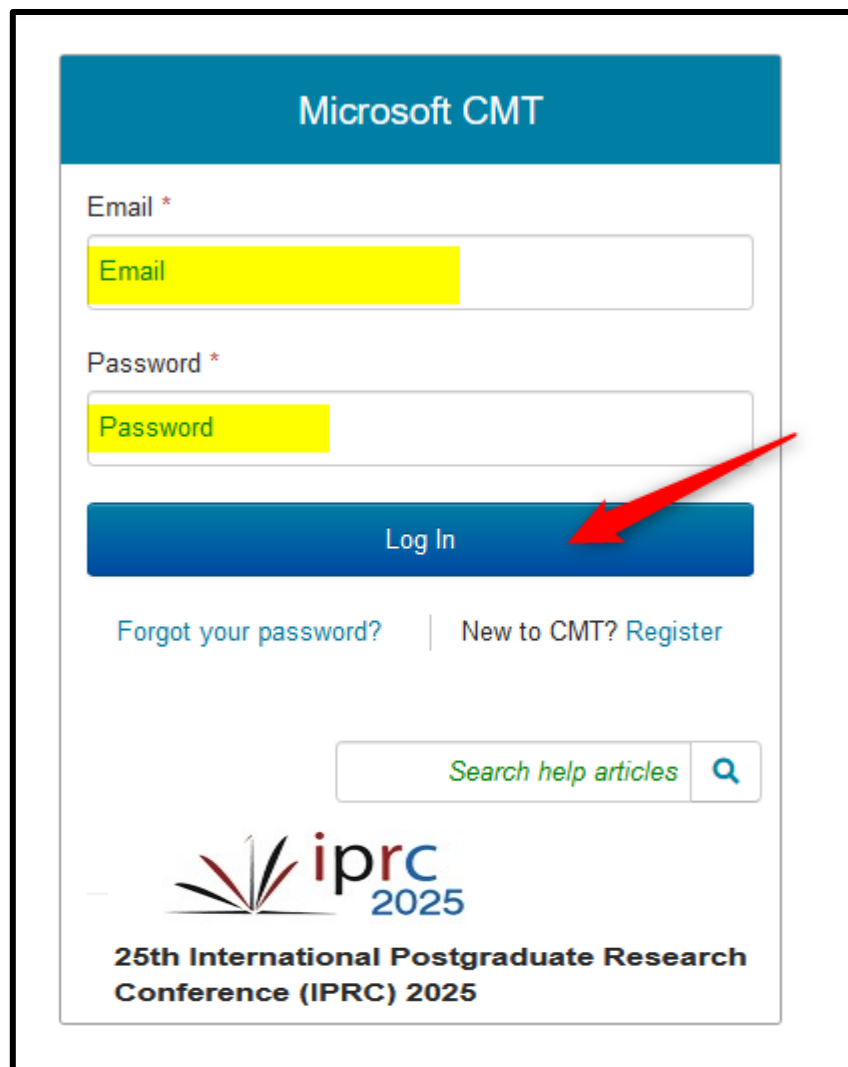


Figure 10

Image Courtesy: Microsoft CMT

Step 3

Abstract Submission

After successful registration, click on All Conferences or My conferences on the page as shown in Figure 12. Please type the conference title as **"International Postgraduate Research Conference (IPRC) 2025 or IPRC"** in the search field (9) or select and click on the complete title of the conference that appears in the table below (10).

Conferences			
Conference List			
My Conferences (0)		All Conferences	IPRC
Name	Start Date	Location	External URL
25th International Postgraduate Research Conference (IPRC) 2025	4/1/2025	Colombo, Sri Lanka	https://conf.kln.ac.lk/iprc/index.php
2024 IEEE International Power and Renewable Energy Conference	11/8/2024	Karunagappally, Kollam, Kerala, India	https://iprecon.org/
2024 IEEE 7th International Conference on Multimedia Information Processing and Retrieval	8/6/2024	San Jose, California, USA	https://sites.google.com/view/mipr2024
6th International Conference on Computational Intelligence in Pattern Recognition	3/15/2024	Baripada, Odisha, India	http://www.cipr.in/
International Conference on IPR for Multidisciplinary Research	3/15/2024	DEHRADUN, INDIA	http://www.i-m.mx/srm/icipr.html/

Figure 11
Image Courtesy: Microsoft CMT

Conferences			
Conference List			
My Conferences (1)		All Conferences	IPRC
Name	Start Date	Location	External URL
25th International Postgraduate Research Conference (IPRC) 2025	4/1/2025	Colombo, Sri Lanka	https://conf.kln.ac.lk/iprc/index.php
2024 IEEE International Power and Renewable Energy Conference	11/8/2024	Karunagappally, Kollam, Kerala, India	https://iprecon.org/
2024 IEEE 7th International Conference on Multimedia Information Processing and Retrieval	8/6/2024	San Jose, California, USA	https://sites.google.com/view/mipr2024

Figure 12
Image Courtesy: Microsoft CMT

Conferences				
Conference List				
My Conferences (3)		All Conferences	IPRC	
Name	Start Date	Location	External URL	Contact
25th International Postgraduate Research Conference (IPRC) 2025	4/1/2025	Colombo, Sri Lanka	https://conf.kln.ac.lk/iprc/index.php	✉ Email Chairs
International Postgraduate Research Conference 2022	7/20/2022	Colombo, Sri Lanka	https://figs.kln.ac.lk/	✉ Email Chairs
International Postgraduate Research Conference 2021	9/30/2021	Colombo, Sri Lanka	https://figs.kln.ac.lk/	✉ Email Chairs

Figure 13
Image Courtesy: Microsoft CMT

Click on the conference name, and then you can start the submission.

Step 4

On the 'Author Console' page, click on '+ Create New Submission' [11] as shown in Figure 14.

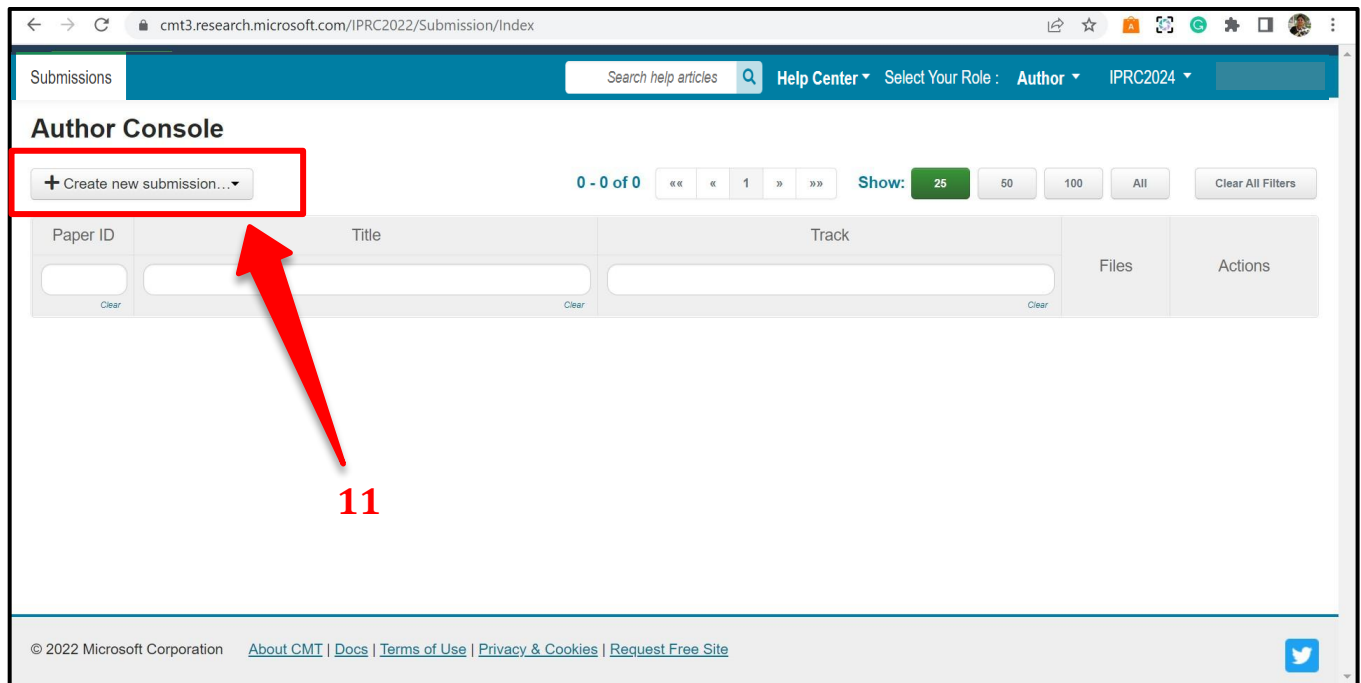


Figure 14

Image Courtesy: Microsoft CMT

Select the relevant conference track (12) which is shown in Figure 15.

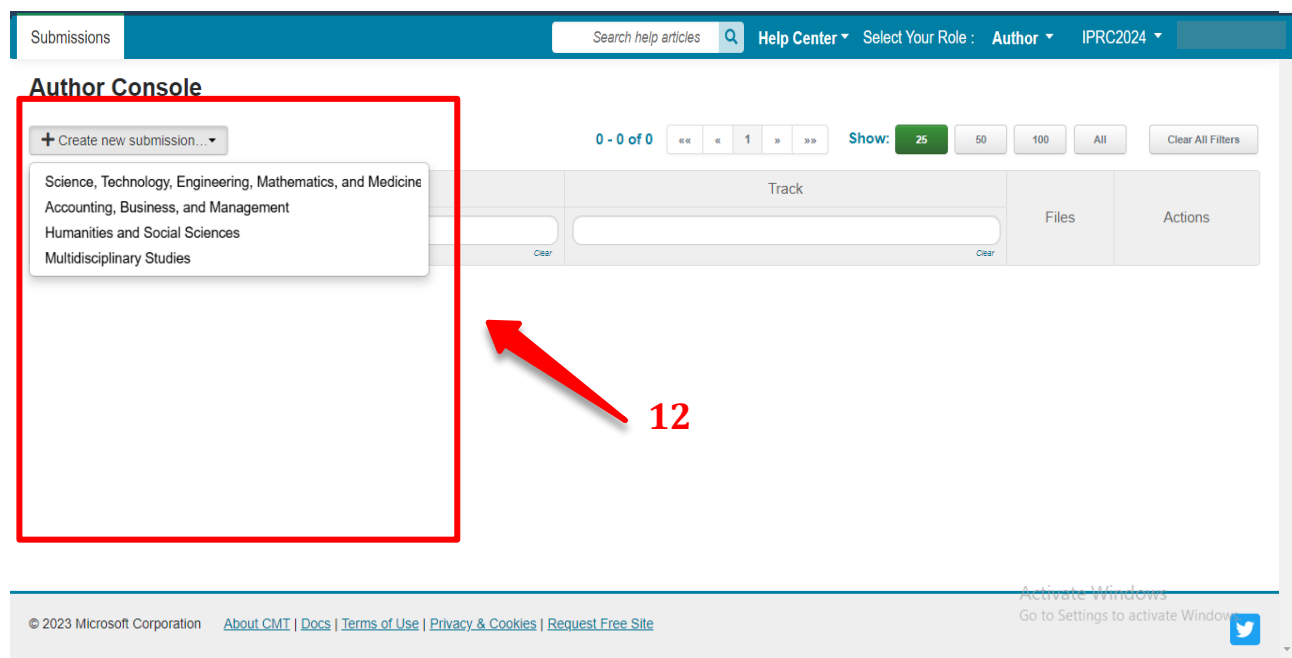


Figure 15

Image Courtesy: Microsoft CMT

Step 5

TITLE AND ABSTRACT

- Required fields are marked with an asterisk (*).
- The title of the abstract should be entered in the **'Title'** field (13).
- The **'Abstract'** field is where you type your abstract. Please write your abstract using no more than 300 words in the **'Abstract'** field. (14)

Create New Submission

Welcome to the Contoso Conference. Please have your papers submitted by the deadline.

TITLE AND ABSTRACT

* Title

* Abstract

Figure 16

Image Courtesy: Microsoft CMT

Note, you are allowed to submit the Title and Abstract without uploading file(s) when creating a submission. You can edit the submission subsequently to upload file(s) before abstract deadline.

AUTHORS

The Author section is prepopulated with your profile information, and you are preselected as the Primary Contact (15).

AUTHORS

You may optionally add your collaborators.

Primary Contact	Email	First Name	Last Name	Organization	Country
<input checked="" type="radio"/>	ft.com			CMT-Test	<input type="text"/>

adamant@contoso.com + Add Value is required.

Figure 17

Image Courtesy: Microsoft CMT

- If you have a co-author (s) on your abstract, fill out their email addresses (as indicated on image 18) and click on the button, **' +Add ' (16)**.

AUTHORS
You may optionally add your collaborators.

Primary Contact	Email	First Name	Last Name	Organization	Country
<input checked="" type="radio"/>	adamant@contoso.com			CMT-Test	<input type="button" value="x"/> <input type="button" value="↑"/> <input type="button" value="↓"/>

adamant@contoso.com User was not found. To add new user, please enter information below and click Add button.

Enter email to add new author.

First Name Last Name Organization

Country/Region

Figure 18

Image Courtesy: Microsoft CMT

- Enter the co-author's first and last names along with the organization to which he or she belongs and the Country/Region where they reside. Then click the Add button.

AUTHORS
You may optionally add your collaborators.

Primary Contact	Email	First Name	Last Name	Organization	Country
<input checked="" type="radio"/>	adamant@contoso.com	L		CMT-Test	<input type="button" value="x"/> <input type="button" value="↑"/> <input type="button" value="↓"/>

adamant@contoso.com User was not found. To add new user, please enter information below and click Add button.

Enter email to add new author.

First Name Last Name Organization

Country/Region

Figure 19

Image Courtesy: Microsoft CMT

FILES Upload or Drop

You can upload from 1 to 3 files. Maximum file size is 10 Mb. We accept doc, docx, pdf formats.

Drop files here
-or-

Figure 20

Image Courtesy: Microsoft CMT

- Please Note, that you must upload an e-version (.docx, .doc, .pdf) of your abstract using **'Upload from Computer'** or **'Drop files here'** (17) which is shown in Figure 20.
- Finally, click on the **'Submit'** button (18) to complete your submission.
- After submitting your abstract, you will receive a notification through the system and via email.

After the submission

- Click the submit button you can see the Submission Summary of your abstract.
- Authors may also email a confirmation manually by clicking on the **'Email'** button on the top right corner. You have the option to send it to yourself or all authors. Click send **'Email'** (19). When the **'Edit Submission'** stage is enabled, authors will be able to edit their submissions by clicking on the **'Edit Submission'** button (20).
- Authors can submit another abstract by clicking on the **'Back to Author Console'** button. (21).

The screenshot shows the 'Submission Summary' page for the 'International Postgraduate Research Conference 2023'. The page includes a table with submission details and a sidebar with action buttons. Red arrows and numbers highlight specific features:

- 19**: Points to the 'Email' button in the top right corner, which opens a dropdown menu with options: 'Send Email to Me' (selected), 'Send Email to All Authors', and a 'Send Email' button.
- 20**: Points to the 'Edit Submission' button at the bottom left of the page.
- 21**: Points to the 'Back to Author Console' button at the bottom left of the page.

The submission details table is as follows:

Field	Value
Conference Name	International Postgraduate Research Conference 2023
Track Name	Accounting, Business, and Management
Paper ID	19
Paper Title	Research Collaboration: Enhancing the Research Skills and SelfConfidence of Early Career Academics
Abstract	For young academics, support and guidance are needed to help with the transition to new work culture and practices in the early phase of their career. This study intended to explore the benefits of research collaboration activities in relation to young academics' knowledge, skills, and personal development. A total of 15 young academics from one research university with each having less than five years of work experience selected using purposive sampling. In-depth interviews were used to collect data. The data transcribed and analyzed using thematic analysis. The findings revealed that research collaboration activities have substantial impact on young academics in updating their research knowledge and skills, and this subsequently caused them to be more confident with their ability to manage research independently. Collaboration activities also have remarkable impact on young academics' generic skills development and psychological wellbeing, increase young academics' self-confidence, to reduce isolation as well as overcome the problem of low performance.
Created on	6/27/2023, 12:07:02 AM
Last Modified	6/29/2023, 6:14:42 PM
Authors	Sandhamali Gunawardhana (University of Kelaniya) < e.s.gunawardhana@gmail.com > ✓ Nirmali Gunathilaka (Ministry of Technology) < nirmalqwer12@gmail.com > ☺ Samanthi Gunathilaka (Ministry of Finance) < samanthigunathilaka88@gmail.com > ☺
Submission Files	Final CHanges.docx (271.8 Kb, 6/26/2023, 11:55:30 PM)

Figure 23

Image Courtesy: Microsoft CMT

- You can go back to your '**Author Console**' and check your submission status. Then you will be directed to a page that displays all the details of the submitted abstract.
- Within this page you will find an option to submit another abstract using the '**create new submission**' button (22).
- When the '**Edit Submission**' phase is enabled, authors will be able to edit their submission by clicking on the link (23).
- When the '**Delete Submission**' phase is enabled, authors will be able to delete their submission by clicking the link (23).

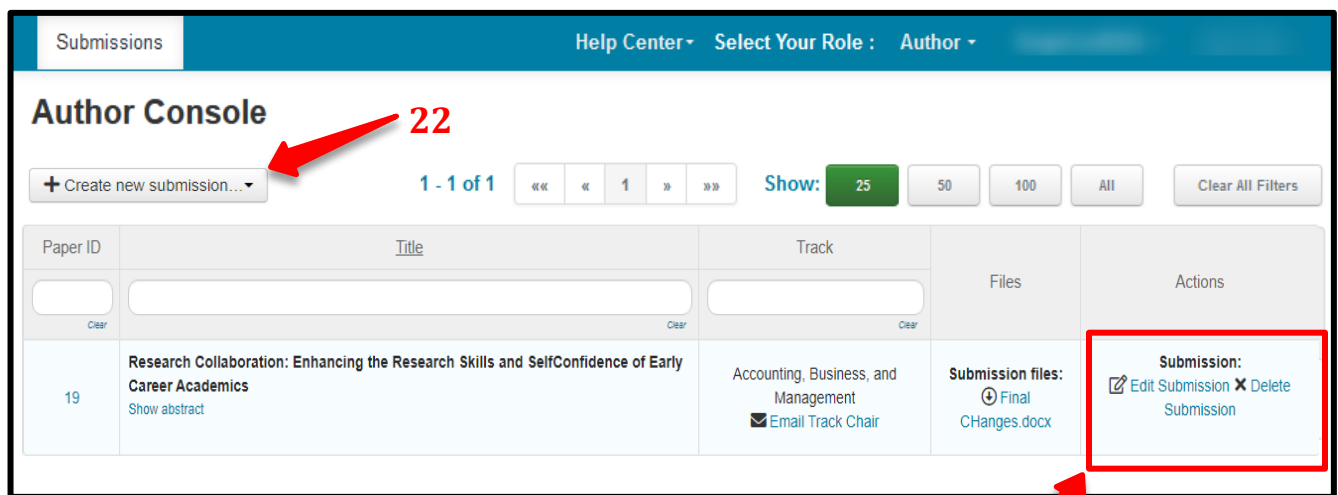


Figure 24

Image Courtesy: Microsoft CMT

- The '**Edit Submission**' page opens, and the author can modify various sections depending upon how the chair configured the settings. Some will allow adding/modifying co-authors, some will not. We suggest your contacting the chair of the conference to clarify what can and cannot be edited.

Submissions
Help Center
Select Your Role : Author

Edit Submission

Paper ID: 1

TITLE AND ABSTRACT

* Title

Mercury

* Abstract

Lorem ipsum dolor sit amet, consectetur adipiscing elit, sed do eiusmod tempor incididunt ut labore et dolore magna aliqua.

1877 characters left

AUTHORS

You may add your collaborators.

Primary Contact	Email	First Name	Last Name	Organization	Country/Region
<input checked="" type="radio"/>				cmt.cmt	Germany

Email

+ Add

Enter email to add new author.

FILES

You can upload from 1 to 3 files. Maximum file size is 10 Mb. We accept doc, docx, pdf formats.

Artifact ABCD.pdf (49 Kb, 3/10/2022, 4:42:41 PM)

Drop files here

-or-

Upload from Computer

Figure 25

Image Courtesy: Microsoft CMT

You will receive the notification through the system and via email.

- Status of the abstract (Accept/Reject/Revision by the editorial board.)
- Reviewer's Feedback
- Camera-ready Copy Submission
- Presenting as an Oral or a Poster presentation
- Presentation format and guideline (Oral/Poster) – through web

You can find the more detailed instructions for abstract submission through Microsoft Conference Management Toolkit (CMT) website below.

<https://cmt3.research.microsoft.com/docs/help/author/author-submission-form.html#withdraw-a-submission>