

How to submit an abstract on the IPRC2021 System ([Conference Management Toolkit 2021](#))

Click on CMT Login Button to open the login page of the CMT (see Figure 01)



Figure 1

Paper submissions and reviews are made through Microsoft Conference Management Toolkit (CMT) website. To submit your paper for the conference, it is necessary to register on the website <https://cmt3.research.microsoft.com/User/Login?ReturnUrl=%2FIPRC2021> (Figure 2). If you need instructions for using the website, you can find the paper submission process described below

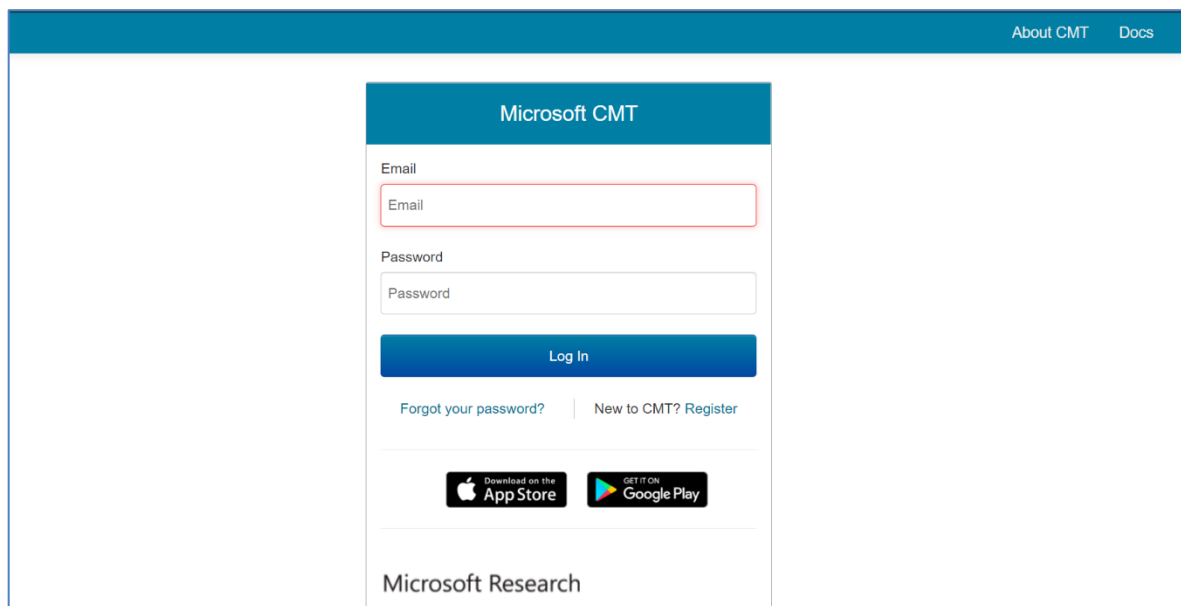
The image shows the Microsoft CMT login page. At the top, there is a blue header bar with "About CMT" and "Docs" links. The main content area is white and contains a central login form. The form has a blue header with "Microsoft CMT". Below this, there are two input fields: "Email" and "Password", each with a placeholder text of the same name. A blue "Log In" button is positioned below the password field. Underneath the button, there are two links: "Forgot your password?" and "New to CMT? Register". At the bottom of the form, there are two app store download buttons: "Download on the App Store" and "GET IT ON Google Play". The footer of the form area says "Microsoft Research".

Figure 2

- 1) If you do not have a Microsoft CMT account, click on the link **New to CMT? Register**.
- 2) If you already have a CMT account, you can log in with your username and password.
- 3) If you have forgotten your password, click on **Forget your password** and enter your email address in the specified field, and the system will send you a new password.

Create CMT Account

[Login](#) [Registration](#) [Reset Password](#)

Create New Account

Login information

* Email This email will be used to login into CMT

* Password

* Confirm Password

Personal Information

* First Name

Middle Initial

* Last Name

Nickname

* Organization Name

* Country/Region


Phone Number

Alternate Email

Verification

Enter the characters you see

[New](#) | [Audio](#)



☐ I agree to the Microsoft CMT's [Author's Statement](#), [Terms Of Use](#) and [Privacy Statement](#)

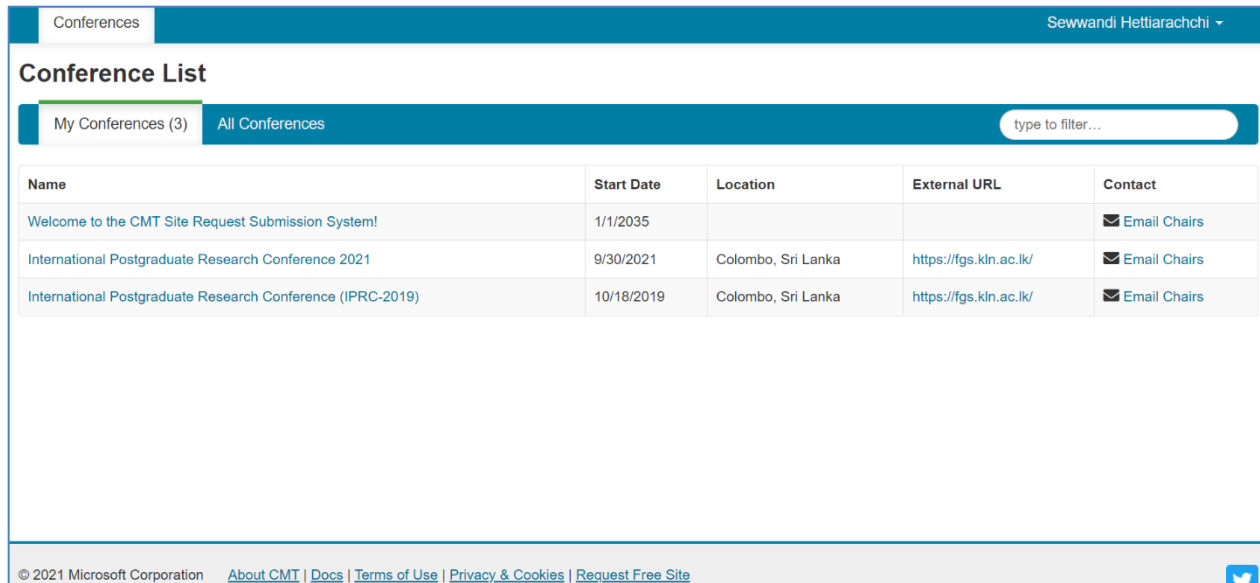
[No, thanks](#)

Figure 3

Fill out the form and click on the button **Register**. Please pay close attention that you have typed your email address correctly because all announcements concerning your paper status will be sent to your email.

After successful registration, click on **All Conferences** on the page as depicted in Figure 4 and start typing the conference title in the search field or click on the complete title of the conference (International Postgraduate Research Conference (IPRC 2021)) that appears in the table below.

Figure 4

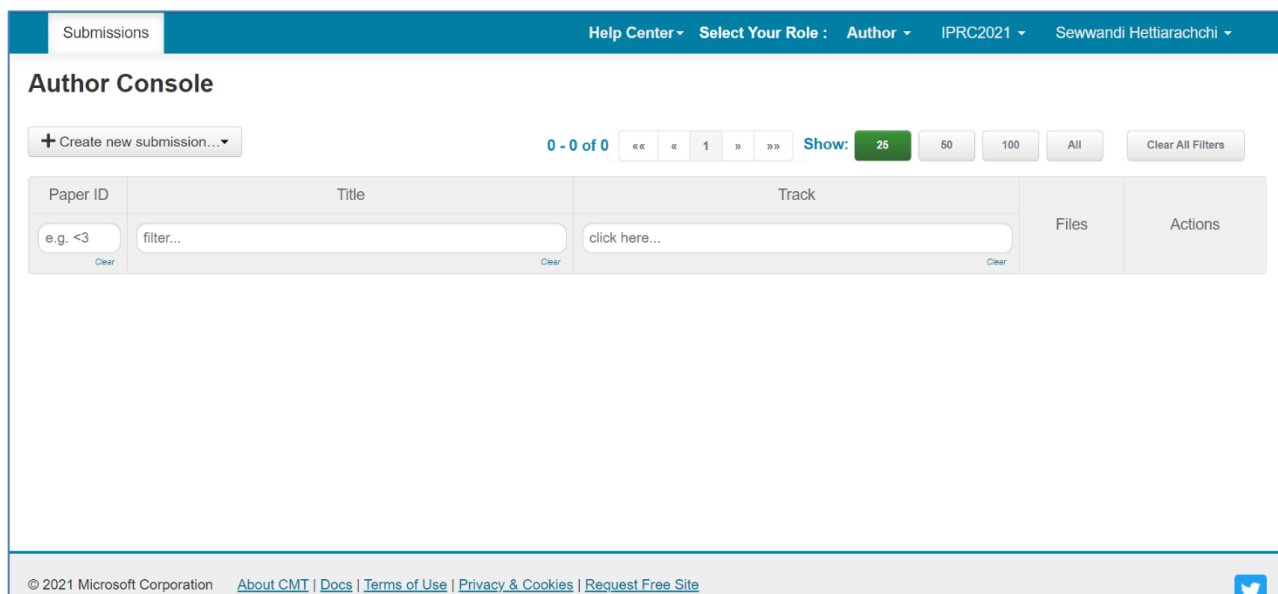


The screenshot shows the 'Conferences' section of a website. At the top, there's a navigation bar with 'Conferences' and a user name 'Sewwandi Hettiarachchi'. Below this is a 'Conference List' section with tabs for 'My Conferences (3)' and 'All Conferences'. A search bar is present with the placeholder 'type to filter...'. A table lists three conferences:

Name	Start Date	Location	External URL	Contact
Welcome to the CMT Site Request Submission System!	1/1/2035			Email Chairs
International Postgraduate Research Conference 2021	9/30/2021	Colombo, Sri Lanka	https://fgs.kln.ac.lk/	Email Chairs
International Postgraduate Research Conference (IPRC-2019)	10/18/2019	Colombo, Sri Lanka	https://fgs.kln.ac.lk/	Email Chairs

At the bottom, there's a footer with copyright information and links: © 2021 Microsoft Corporation, About CMT, Docs, Terms of Use, Privacy & Cookies, Request Free Site.

Click on the button **+Create New Submission** on the new page as depicted in Figure 5 and select your area of paper submission as shown in Figure 6



The screenshot shows the 'Author Console' page. At the top, there's a navigation bar with 'Submissions', 'Help Center', 'Select Your Role : Author', 'IPRC2021', and the user name 'Sewwandi Hettiarachchi'. Below this is a '+ Create new submission...' button. A pagination bar shows '0 - 0 of 0' and 'Show: 25, 50, 100, All' with a 'Clear All Filters' button. A table with columns 'Paper ID', 'Title', 'Track', 'Files', and 'Actions' is shown. The 'Paper ID' column has a filter input with 'e.g. <3' and a 'Clear' button. The 'Title' column has a filter input with 'filter...' and a 'Clear' button. The 'Track' column has a filter input with 'click here...' and a 'Clear' button. The 'Files' and 'Actions' columns are empty. At the bottom, there's a footer with copyright information and links: © 2021 Microsoft Corporation, About CMT, Docs, Terms of Use, Privacy & Cookies, Request Free Site.

Figure 5

Submissions

Select Your Role : AuthorIPRC2017Sewwandi Hettiarachchi

Author Console

+ Create new submission...

type to filter...

P

Commerce and Management

Computing and Technology

Humanities

Medicine

Science

Social Sciences

	Title	Files	Track
--	-------	-------	-------

© 2017 Microsoft Corporation

[About CMT](#) | [Terms of Use](#) | [Privacy Statement](#)

Activate Windows

Go to Settings to activate Windows.

CMT Support

Figure 6

Fill out the paper title in the **Title** field (red marker 1) on the page as depicted in Figure 7. In the **Abstract** field, type your paper abstract in no more than 5000 characters (word count should not exceed 350) (red marker 2). If you have a coauthor on your paper, fill out their email address and click on the button **+Add** (red marker 3). Upload e-version (.docx, .doc, .pdf) of your abstract using **Upload from Computer** (red marker 4). Finally, click on the button **Submit**.

Submissions
Select Your Role : Author
IPRC2017
Sewwandi Hettiarachchi

Create New Submission

Track: Computing and Technology

TITLE AND ABSTRACT

* Title

Title

1

* Abstract

2

3000 characters left

AUTHORS

You may optionally add your collaborators.

Primary Contact	Email	First Name	Last Name	Organization	Country
	sewwandih@kn.ac.lk	Sewwandi	Hettilarachchi	Faculty of Graduate Studies University of Kelaniya	% ↑ ↓

Email

+ Add

3

Enter email to add new author.

FILES

You can upload from 1 to 3 files. Maximum file size is 3 Mb. We accept doc, pdf formats.

Drop files here

-or-

Upload from Computer

4

Submit

Cancel

© 2017 Microsoft Corporation
About CMT | Terms of Use | Privacy Statement
CMT Support

Figure 7